




Be a super spotter!

How many trees can you identify?




Alder



Beech



Oak



Sycamore




Birch



Holly



Elder




Ash



Horse Chestnut



Rowan



Field Maple



Hawthorn



Hazel



Found any other leaves? Do you know which trees they're from?

Feel free to copy and share this for personal and educational use -
and don't forget there are loads more brilliant activities to download on our website!

woodlandtrust.org.uk/naturedetectives 0330 333 5301 naturedetectives@woodlandtrust.org.uk

Search for 'nature detectives' #NatureDetectives

© Made in 2015 by the Woodland Trust (registered charity no: 294344 and 50038885)